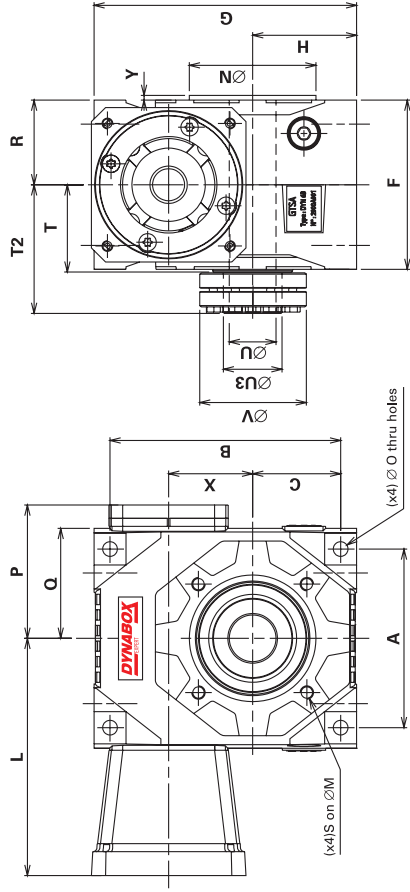
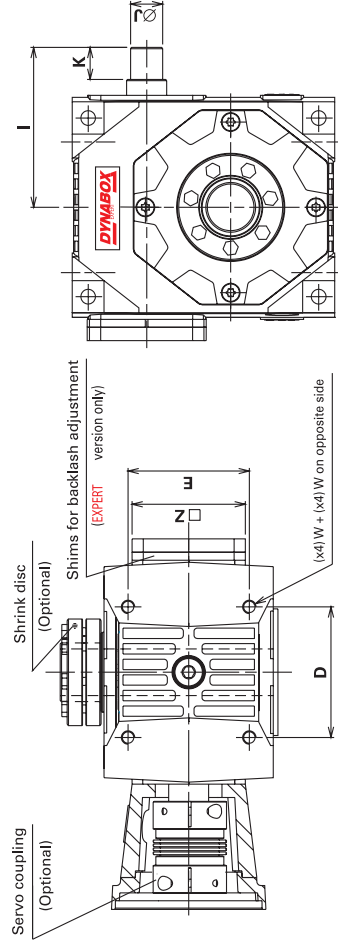


# DYNABOX<sup>®</sup> HOLLOW SHAFT

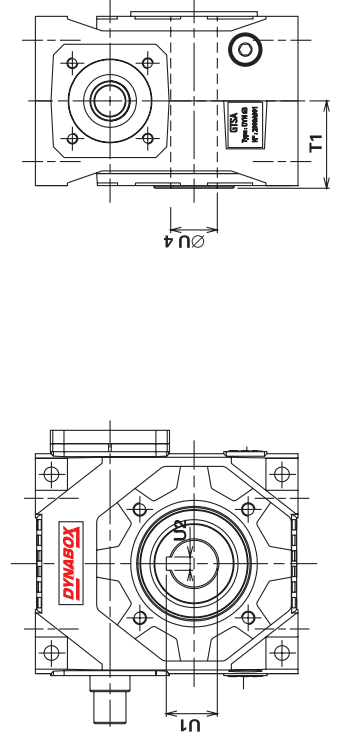
## SMOOTH SHAFT FOR SHRINK DISC



## INPUT SHAFT VERSION



## KEYED HOLLOW SHAFT

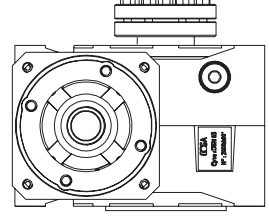


DYNABOX	25	35	45	55	63	75	90	110
A	66	86	108	120	134	172	186	220
B	84	110	135	155	173	208	234	276
C	33	44,5	53	61	66	82	91	108
D	49,5	62	81	90	98	136	141	175
E	44	56	68	78	91	110	130	140
F	64	86	100	112	127	148	170	182
G	96	126	153	175	197	232	264	306
H	39	52,5	62	71	78	94	106	123
I Maxi	53	84	105	116	126	151	165,5	189
I mini	—	77,5	97,5	108	116	140	153,5	177
J (H6)	9	12	15	18	20	24	28	32
K	10	17	20	22	24	28	28	36
L	SEE PAGE 15							
M	65	85	100	115	130	165	165	200
N (7)	55	70	80	95	110	130	130	165
O	6,2	7	9	9	11	11	13	13
P (Maxi)	49	70	83,5	91	101	124	136,5	152
Q	42	55	67,5	75	84	104	114,5	132
R	32	43	50	56	63,5	74	85	91
S	M5	M6	M8	M8	M10	M10	M12	M12 (x8)
T	—	45	52	58	65,5	76	87	93
T1	34,5	45	52	58	65,5	76	87	93
T2	—	69	78	87	96,5	110	124	133
U (H7)	—	20	25	30	35	40	50	60
U1	16,3	18,3	28,3	33,3	38,3	43,3	53,8	64,4
U2	5	5	8	8	10	12	14	18
U3	—	24	30	36	44	50	68	80
U4	14	16	25	30	35	40	50	60
V	—	50	60	72	80	90	115	145
W	M5	M6	M8	M8	M10	M10	M12	M12
X	25	35	45	55	63	75	90	110
Y	3	3	3	3,5	3,5	4	4	5
Z	50	58	75	75	85	95	115	115
WEIGHT (kg)	1,4	3,4	6,2	8,5	13,9	20,5	32,5	46,5

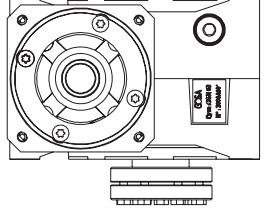
Note : size 25 only available with keyed hollow shaft

## MOUNTING POSITIONS

### H1



### H2



All mounting positions on the machine are accepted with the factory lubricated DYNABOX. However, applications which use less than 360° of the output require a higher oil level. It should be specified when ordering.